


All Hosco products are certified silicone-free, cleaned and ready for installation into paint systems.

Stainless Steel Ball Valves

"H" Assemblies*

"H" Assembly

- Eliminates internal threads where paint can collect and harden and contaminate paint job
- Modular construction
- Reduces installation cost
- Integral by-pass
- No jumper hoses required for flushing




Bulkhead Models

PART NO.	DESCRIPTION
H-100	3/8" BTF x 3/8" NPS(M)
H-150	3/8" BTF x 1/2" BTF x 3/8" NPS(M)
H-200	1/2" BTF x 3/8" NPS(M)
H-201	12mm BTF x 3/8" NPS(M)
H-202	12mm BTF x 3/8" BSP(M)
H-102	10mm BTF x 3/8" NPS(M)
H-103	10mm BTF x 3/8" BSP(M)
H-104	10mm BTF x 12mm BTF x 3/8" BSP(M)

Bulkhead Tube Fitting x Tube Fitting Models

PART NO.	DESCRIPTION
H-600	3/8" BTF x 3/8" TF
H-601	1/2" BTF x 1/2" TF
H-602	10mm BTF x 10mm TF
H-603	12mm BTF x 12mm TF

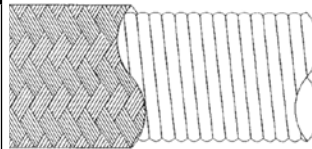
Stainless Steel Hose Assembly



SMOOTH BORE with 3/8" NPS(F) CONNECTOR

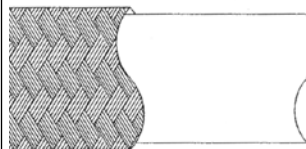
SERIES TYPE	HOSE SIZE	CONNECTION DETAIL
PSH PSHC	08-1/2"	A-Male NPT 316 SST
	12-3/4"	B-Female JIC 313 SST
	16-1"	D-Tri-Clamp End 316 SST (1", 1-001/2" or 2" Size Only)
	20-1-1/4"	E- Male NPT Carbon Steel
	24-1-1/2"	J- Female JIC Carbon Steel
PDH PDHC	06-3/8"	A-Male NPT 316 SST
	08-1/2"	B-Female JIC 313 SST
	12-3/4"	D-Tri-Clamp End 316 SST (1" Size Only)
	16-1"	E- Male NPT Carbon Steel
	20-1-1/4"	J- Female JIC Carbon Steel
		G-3/8" NPS(F) SST (3/8" and 1/2" Size Only)
		H-3/8" NPS(M) SST (3/8" and 1/2" Size Only)
	T-3/8" OD Tube Stub (3/8" and 1/2" Size Only)	

Convoluted Hose



PSH – non-conductive, PTFE lined, fiberglass reinforced innercore, overbraided with 300 series stainless steel.
PSHC – conductive (carbon impregnated), PTFE lined, fiberglass reinforced innercore, overbraided with 300 series stainless steel.

Smooth Bore Hose



PDH – .030 wall, non-conductive virgin PTFE tubing, overbraided with 300 series stainless steel wire.
PDHC – .030 wall, conductive lined, virgin PTFE tubing, overbraided with 300 series stainless steel wire.

PART NUMBER CONFIGURATOR/SPECIFIER

Series PSH, PSHC or PDH	Hose size XX	Connection detail		Overall length in inches XXX
Choose Convoluted or Smooth Bore from above	Choose hose size	End 1 X	End 2 X	Expandable length in inches end to end.

SAMPLE

PDH-08-AB-072 Hose is smooth bore (PDH)	1/2" size (08)	1/2" NPT (M) 316 SST connector one end (A)	1/2" JIC (F) 316 SST connector other end (B)	With overall length at 72" (072)
--	----------------	--	--	----------------------------------